



ALLIED SUPREME CORP.
(4770.TW)

3Q22 Investor Conference

Nov 22th, 2022

Safe Harbor Notice

Except for historical information contained herein, the matters set forth in this presentation are forward looking statements subject to significant risks and uncertainties that could cause actual results to differ materially, including the impact of competitive products and pricing strategies, whether the design is accepted by our customers timely, the prompt introduction of new technologies, the capability for mass production of new products, the risk of excess capacity, the availability of production capacity, the financial stability in terminal markets or other risks, and so on.

Contents

- | | |
|--------------------------|---------------------------------------|
| 1. Company Introduction | CFO, Bryson Liu |
| 2. Operating Performance | CFO, Bryson Liu |
| 3. Q & A | Chairman, John Hou
CFO, Bryson Liu |



01

Company Introduction

Company



	Founded 1981		Capital TWD 792 Million		Sales Revenue (2021) TWD 3.83 Billion		Employees 725
--	------------------------	---	-----------------------------------	--	---	---	-------------------------

Locations

U.S.A.



United States

4329 Clearwood Dr., Sparks, NV 89436
TEL : 775-384-9052



<https://www.alliedsupreme.com/>

China



JiaXing Factory

(314001) No. 197 Tiandaiqiao RD, Chennan ST, Jiaxing
E&Zone, Zhejiang Prov., China
TEL : 86-5738-275-0111
FAX : 86-5738-272-6259



Taiwan



Taipei

4th, Fl., No.12, Ming-Tsu E. Rd., 10461, Taipei,
Taiwan, R.O.C.
TEL : 886-2-2597-6222
FAX : 886-2-2595-5626

Hsinchu

(30272) No. 30, Jiafeng 8th St., Zhubei City,
Hsinchu County 302, Taiwan ,R.O.C.
TEL : 886-3-657-7837
FAX : 886-3-657-7891

Changhua

(50741) No.20, Xiangong S. 2nd Rd., Xianxi
Township, Changhua County 507, Taiwan,R.O.C.
TEL : 886-4-758-2827
FAX : 886-4-758-2621

Tainan

(74442) No.184, Zhongshan Rd., Xinshi Dist., Tainan
City 744, Taiwan (R.O.C.)
TEL : 886-6-589-8571
FAX : 886-6-589-8371



ASC Main products and industry overview



ASC Product



Fluoropolymer semi-product

In response to market demand of fluoropolymer products (PTFE, M-PTFE, PFA, PFA HP, PFA HP Plus, etc.) from semiconductor and various industries, ASC develops and manufactures fluoropolymer lining sheets and welding materials

<https://www.alliedsupreme.com/>



Fluoropolymer lined equipment

Fluoropolymer lined products are widely used in semiconductor equipment, biochemical technology, pharmaceuticals and fine chemical industries such as high-purity storage tank, ISO Tank and all containers that are in contact with chemicals, as well as customized heat exchangers and overflow tank and other customized product.




Fluoropolymer engineering


In response to the needs of semiconductors and various industries, ASC provides a complete set of services for fluid mechanics calculations, design planning, manufacturing and installation of high-purity chemical equipment systems

ASC Products / Fluoropolymer semi-product


Lining sheets and plates



PTFE / M-PTFE SHEET



PFA SHEET




GBK SHEET



ETCHING SHEET

Liners for straight pipes



PFA Liner



PTFE / M-PTFE Liner



PFA Thick Sheet



PFA Rod

Customized injection parts



PFA Flared Fitting



PFA Flared Fitting



PFA Fusible Fitting



PFA Fusible Fitting

Product / Fluoropolymer Lining Equipment



ISO TANK Container



TEFPASS® Lining Pipe Fitting



Filter Housing



TEFPASS® Hose



TEFPASS® Column



Valve



Lining Tanks/Equipment



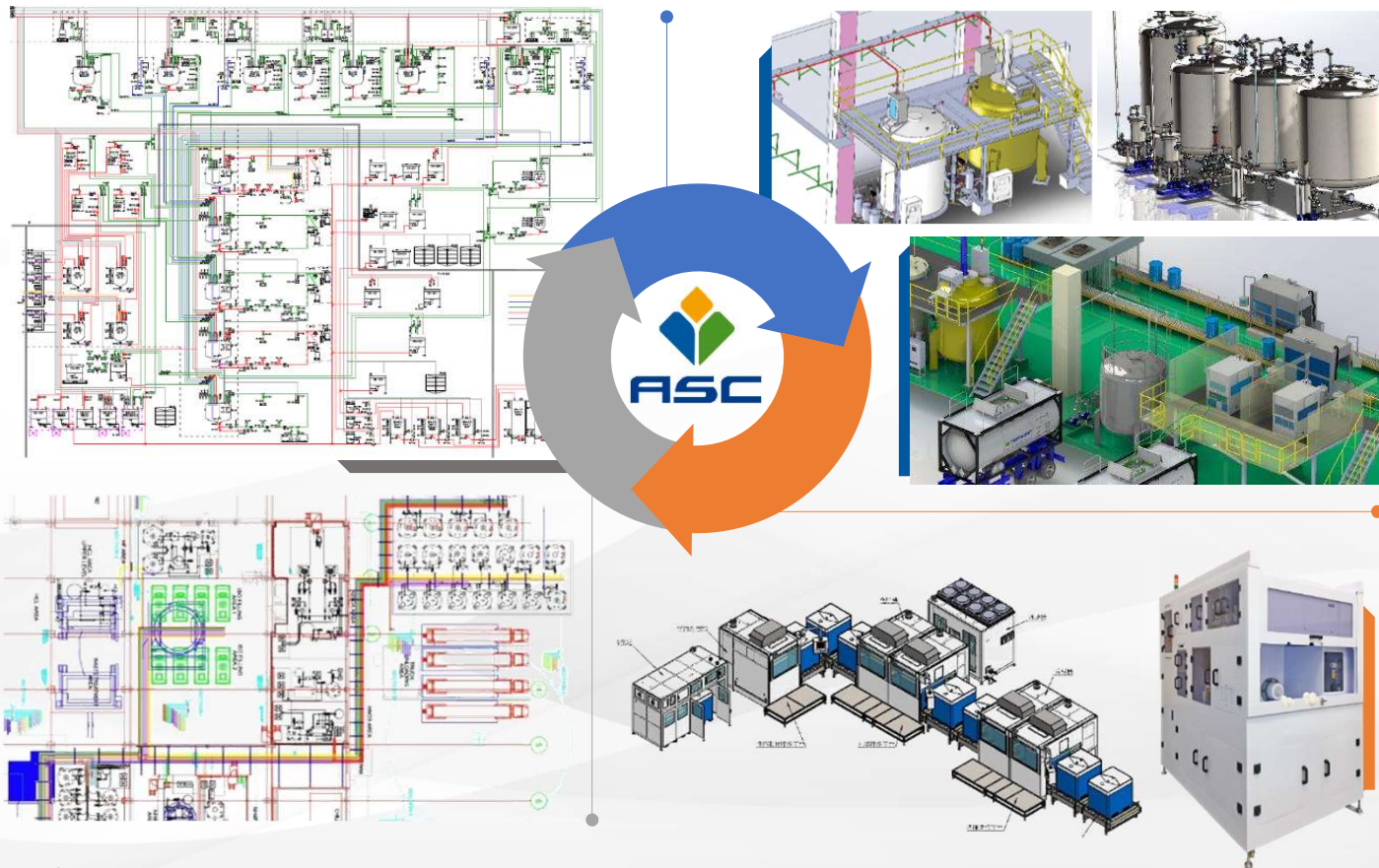
Heat Exchanger

E.L. Sheet Lining ISO-Tank



<https://www.alliedsupreme.com/>

Total Solution Fluoropolymer Provider



<https://www.alliedsupreme.com/>



02

Operating Performance

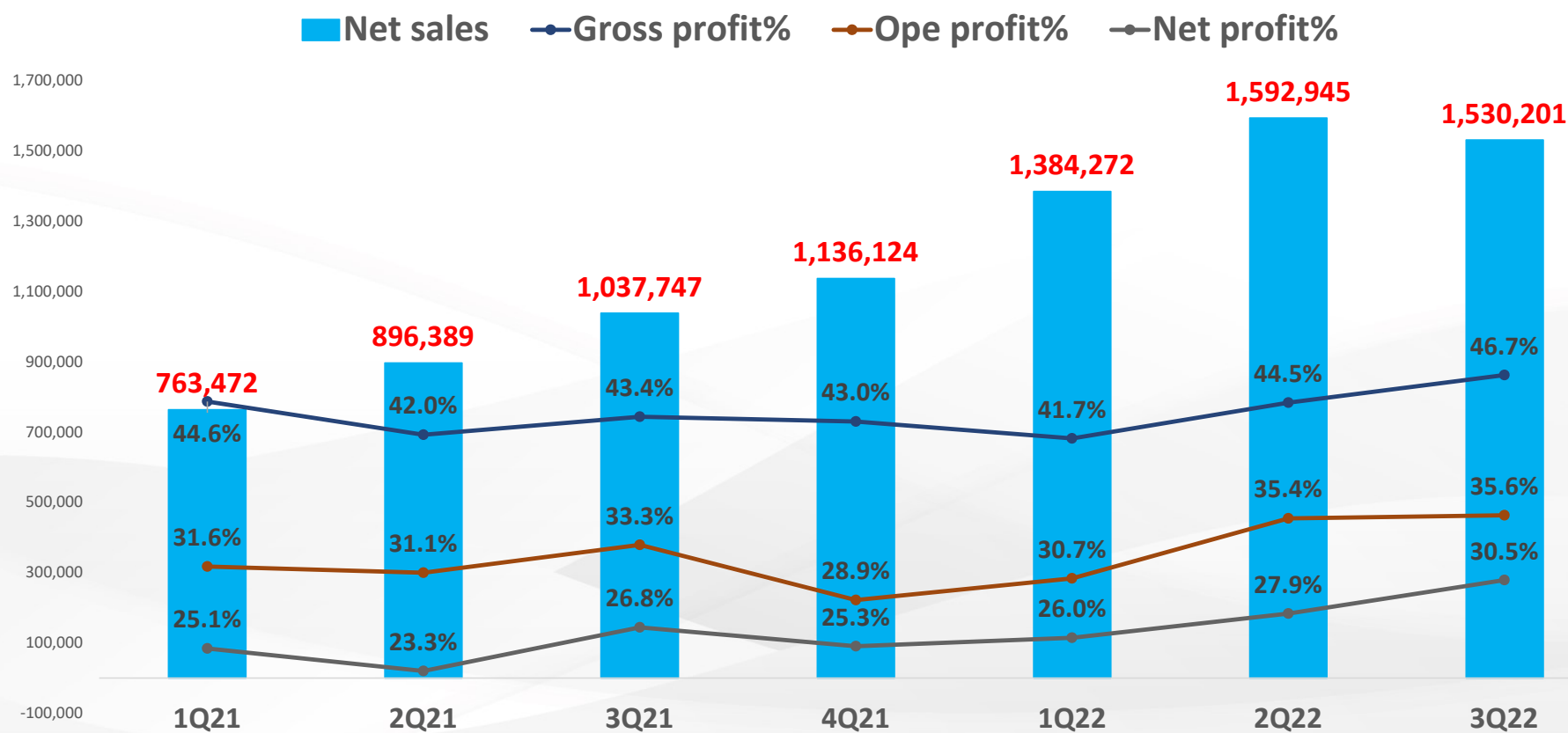
Quarterly Consolidated Income Statement

In NT\$ thousands

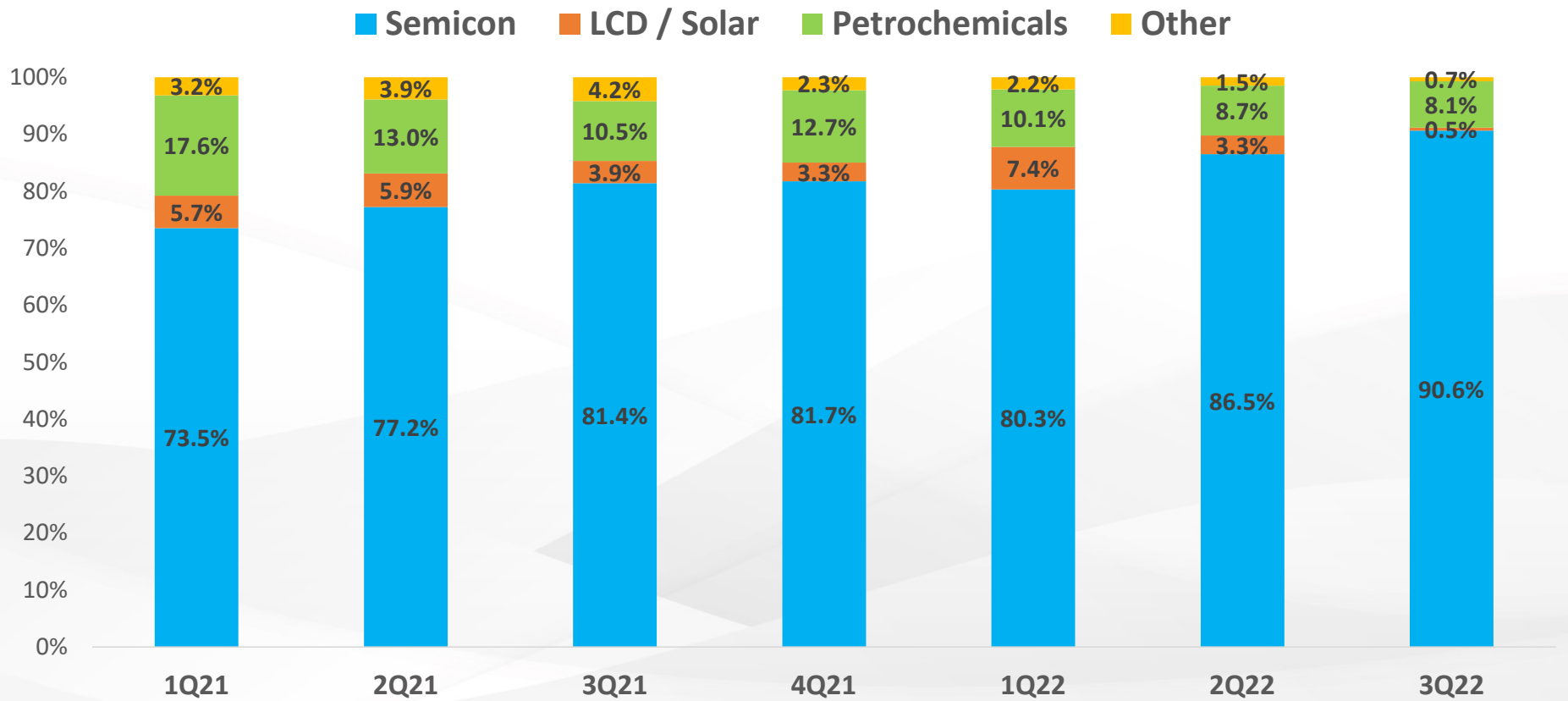
(In NT\$ thousands)	End of Sep, 22	3Q22	2Q22	QoQ	3Q21	YoY
Net sales	4,507,418	1,530,201	1,592,945	-3.9%	1,037,747	47.5%
Gross profit	2,001,628	714,793	709,429	0.8%	450,605	58.6%
Operating exp.	468,075	169,464	145,601	16.4%	105,083	61.3%
Operating profit	1,533,553	545,329	563,828	-3.3%	345,522	57.8%
Non-ope items	50,591	30,792	(1,155)	-2766.0%	(4,164)	-839.5%
Pre-tax profit	1,584,144	576,121	562,673	2.4%	341,358	68.8%
Net profit	1,270,658	467,028	444,173	5.1%	277,873	68.1%
EPS	16.15	5.92	5.66	0.27	4.02	1.90
Margins %	End of Sep, 22	3Q22	2Q22	QoQ	3Q21	YoY
Gross profit	44.4%	46.7%	44.5%	2.2%	43.4%	3.3%
Ope exp.	10.4%	11.1%	9.1%	1.9%	10.1%	0.9%
Ope profit	34.0%	35.6%	35.4%	0.2%	33.3%	2.3%
Pre-tax profit	35.1%	37.7%	35.3%	2.3%	32.9%	4.8%
Net Profit	28.2%	30.5%	27.9%	2.6%	26.8%	3.7%

Quarterly Sales revenue

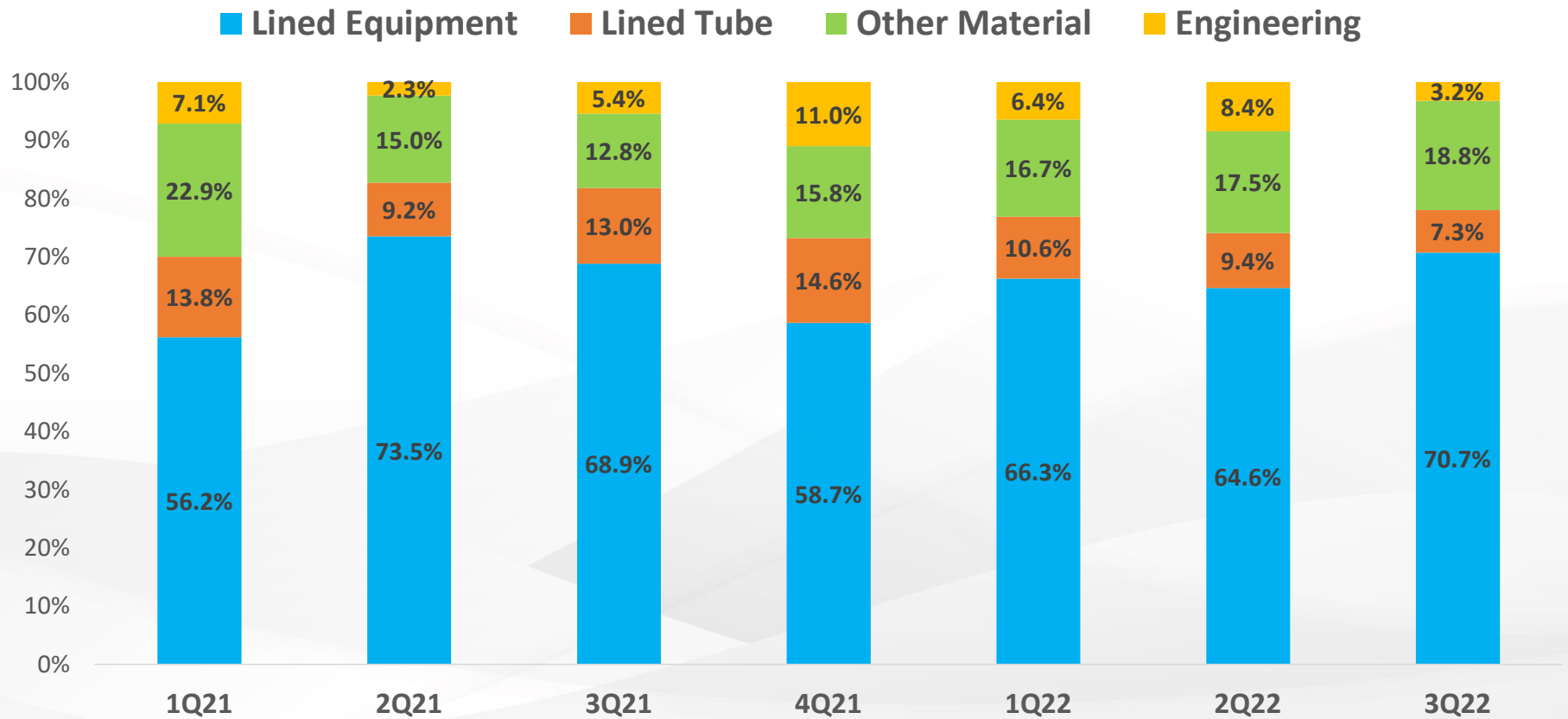
In NT\$ thousands



Quarterly Sales percentage by Industry

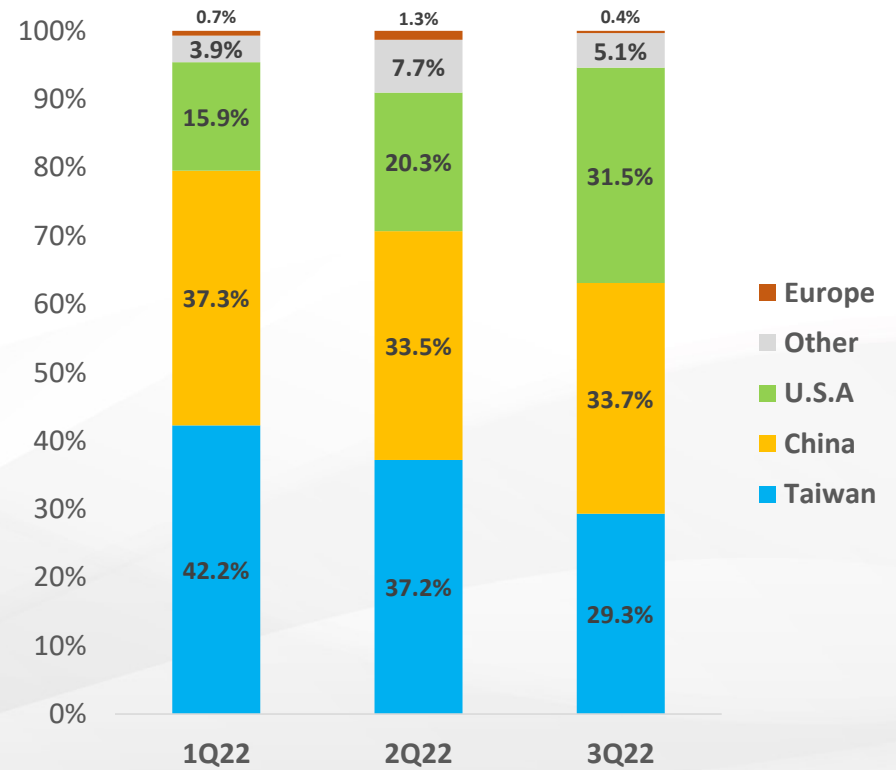
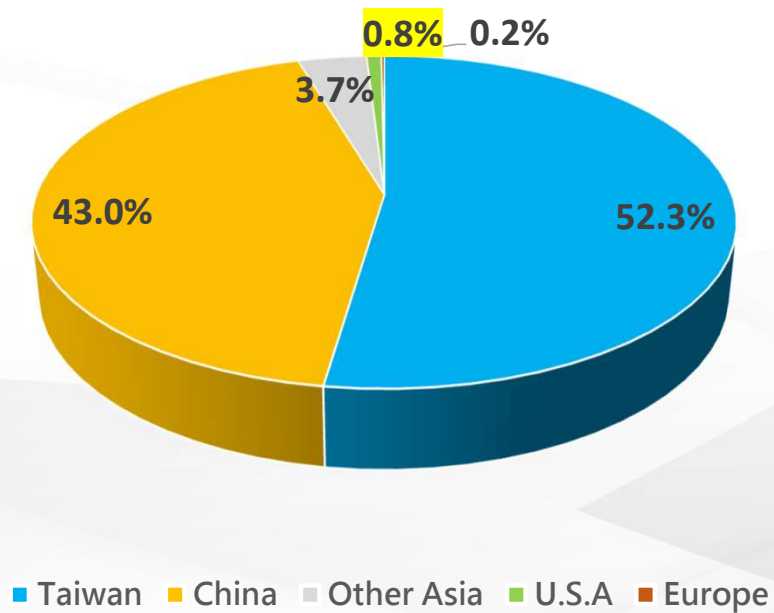


Quarterly Sales percentage by Product Line



Quarterly Sales percentage where customer orders come from

FY2021 Revenue by Area



Quarterly Consolidated Balance Sheet

In NT\$ thousands

Balance Sheet Items (In NT\$ thousands)	3Q22		2Q22		3Q21	
	Amount	%	Amount	%	Amount	%
Cash & Cash Equivalent	3,369,704	37.8%	3,331,051	39.5%	1,479,677	25.5%
Accounts Receivable	1,424,409	16.0%	1,344,842	16.0%	1,097,276	18.9%
Inventories	1,806,756	20.3%	1,580,337	18.8%	1,207,752	20.8%
Other Financial Aseets-Current	279,803	3.1%	250,082	3.0%	343,761	5.9%
Other Current Aseets	216,588	2.4%	195,634	2.3%	160,494	2.8%
Current Assets	7,097,260	79.7%	6,701,946	79.5%	4,288,960	73.9%
Net PP&E	1,669,932	18.8%	1,559,335	18.5%	1,342,892	23.1%
Rights-of-use Assets	59,838	0.7%	61,186	0.7%	57,930	1.0%
Other Non-current Assets	78,111	0.9%	105,000	1.2%	111,439	1.9%
Non-current Assets	1,807,881	20.3%	1,725,521	20.5%	1,512,261	26.1%
Total Assets	8,905,141	100.0%	8,427,467	100.0%	5,801,221	100.0%
Current Liabilities	2,176,312	24.4%	2,173,269	25.8%	1,880,653	32.4%
Long-term Debts	472,140	5.3%	483,581	5.7%	677,193	11.7%
Total Liabilities	2,648,452	29.7%	2,656,850	31.5%	2,557,846	44.1%
Total Equity	6,256,689	70.3%	5,770,617	68.5%	3,243,375	55.9%
A/R Turnover Days	75		73		102	
Inventory Turnover Days	174		160		185	
Current Ratio	326.1%		308.4%		228.1%	
Debt Ratio	29.7%		31.5%		44.1%	
ROA	19.9%		19.4%		17.2%	
ROE	29.2%		28.4%		29.7%	



03

Q & A



Thank you

TEFPASS@alliedsupreme.com

<https://www.alliedsupreme.com/>